

LIMBACH **L1700 E0/EC**, **L2000 E0/EC**

Four cylinder, horizontally opposed air cooled engine, with single magneto ignition, wet sump pressure lubrication

L 1700 E0 / EC:

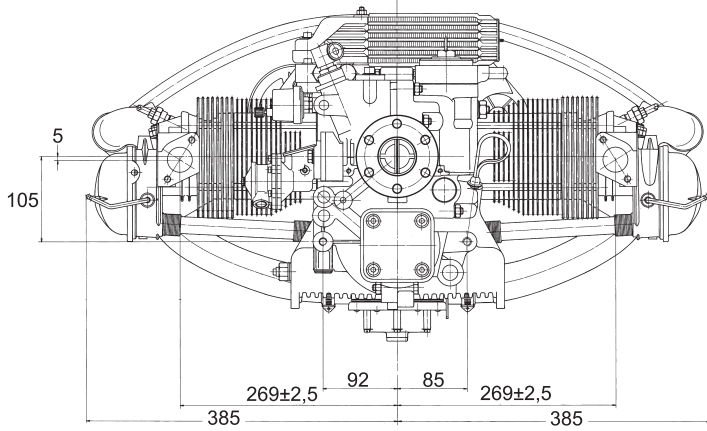
Maximum HP (5 min) 68 hp / 50 kW / 3600 rpm
 Continous HP 60 hp / 44 kW / 3200 rpm
 Bore 88 mm / 3.46 inch
 Stroke 69 mm / 2.71 inch
 Displacement 1680 cm³ / 102.52 cub. in.
 Compression ratio 8 : 1

L 2000 E0 / EC:

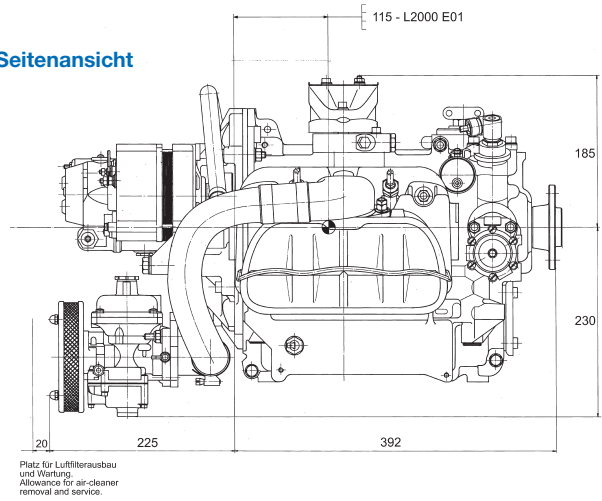
Maximum HP (5 min) 80 hp / 59 kW / 3400 rpm
 Continous HP 70 hp / 51 kW / 3000 rpm
 Bore 90 mm / 3.54 inch
 Stroke 78.4 mm / 3.09 inch
 Displacement 1994 cm³ / 121.68 cub. in.
 Compression ratio 8.4 : 1
 Magneto Slick 4330
 Harness LIMBACH
 Spark plugs LIMBACH LB-N41.0
 Electrode spacing 0.5 mm
 Firing order 1 - 3 - 2 - 4
 Firing point 30° BTDC
 Carburator Zenith 150 CD-3
 Fuel min. octane 98 RON (Unleaded) or AVGAS 100LL
 Air cleaner LIMBACH

Mechanical fuel pump APG-LIMBACH
 Starter with solenoid 12 V - 1.1 kW
 Generator 14 V - 33 A or 14 V - 55 A
 Oil pressure max. 4 bar; min. 1 bar at 2500 rpm
 Oil temperature max. 120 °C; min. 50 °C
 Oil capacity 2.5 ltrs
 Cylinder head temp. max. 250 °C
 Tachometer drive mechanical
 Propeller drive direct, anti-clockwise
 Propeller hub E01/EC1 for variable pitch □
 E02/EC2 for fixed pitch □
 Dry weight approx. L 2000 E0: 74 kg
 L 1700 E0: 73 kg
 Fuel consumption should be individually established during flight tests, however the average fuel consumption is approx.:
 10 ltrs/hr L 1700 E0 / EC
 12 ltrs/hr L 2000 E0 / EC
 LBA Type Certificate No. 4582 (JAR 22-H) L 1700 E0 / EC
 4597 (JAR 22-H) L 2000 E0 / EC

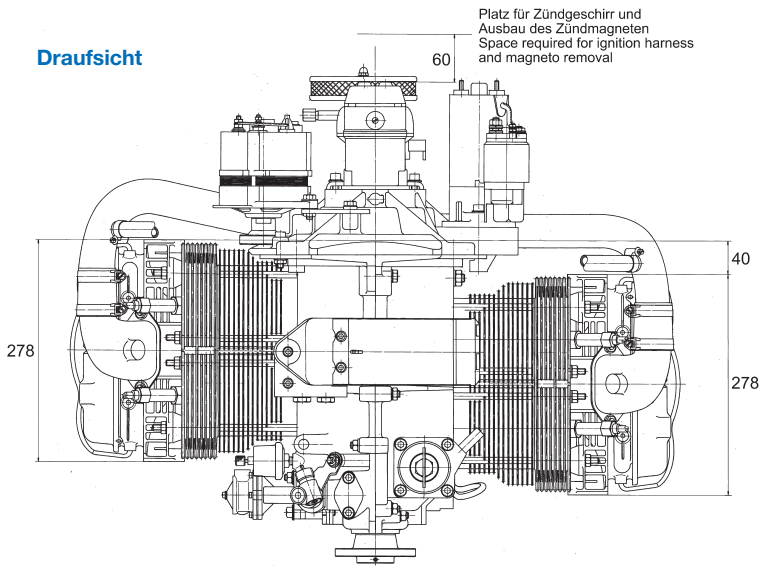
Frontansicht



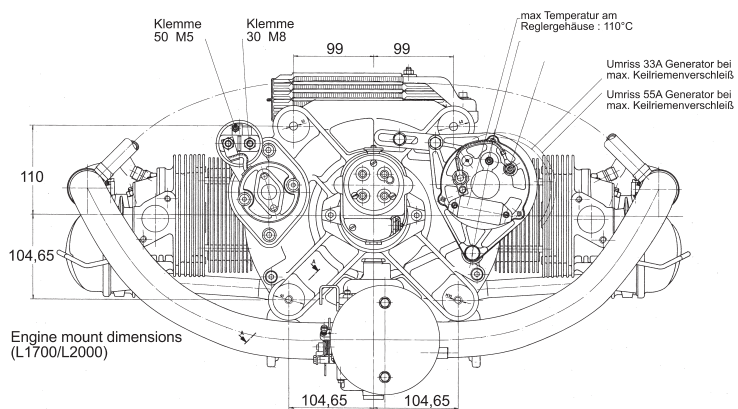
Seitenansicht



Draufsicht



Rückansicht



Limbach Flugmotoren GmbH & Co.KG
Kotthausener Straße 5
D-53639 Königswinter-Sassenberg
Tel. ++49-2244/9201-0
Fax ++49-2244/9201-30
E-Mail: sales@limflug.de
www.limflug.de