



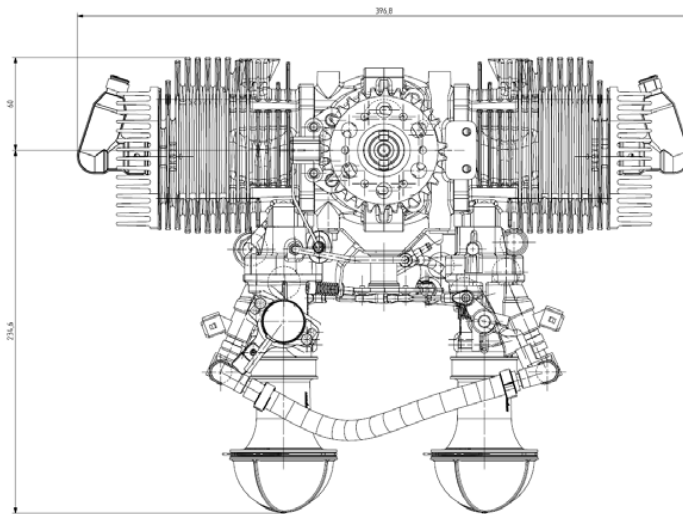
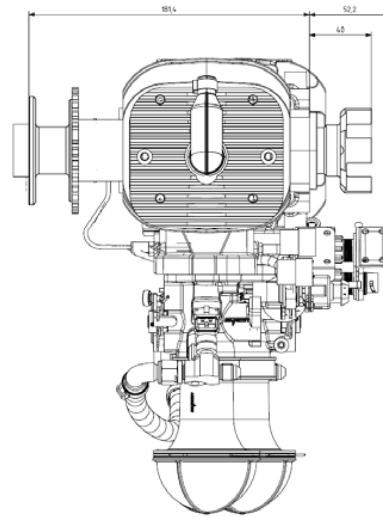
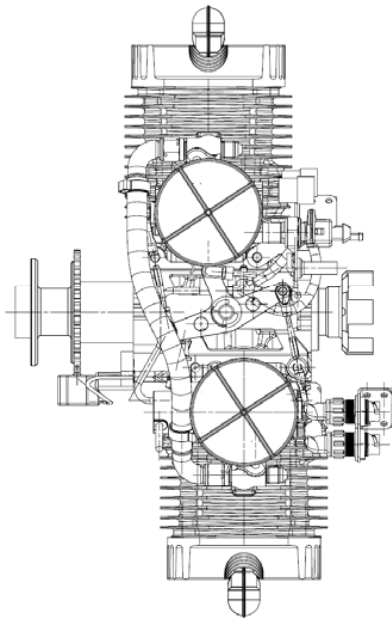
LIMBACH L 275 EF

Two cylinder, horizontal opposed, air cooled, two cycle engine, with fuel saving electronic engine management system and mixture lubrication. Suitable for pusher and tractor installations.

Performance: 24 HP (18 kW) at 7500 rpm
 Torque: 25 Nm at 4000-6000 rpm
 Bore: 66 mm / 2.60 inch
 Stroke: 40 mm / 1.57 inch
 Displacement: 274 cm³ / 16.72 cu. inches
 Weight: 7 kg
 Crankcase: Aluminum die casted
 Crankshaft: Drop forged, one piece utilizing 2 split connecting rods with needle bearings
 Pistons: Casted aluminum alloy
 Cylinders: Casted aluminum, silicon carbide coated barrel
 Ignition System: Variable (ECU-controlled)

Engine Management system: 12V, computer controlled
 Altitude compensation: Automatic via ECU
 Fuel: 92 RON (regular) gasoline, mixed with synthetic two-cycle oil to the ratio of 50:1
 Optional Equipment:
 Starter Set 12V 0.4 kW (2,3 kg)
 Alternator 14 V 95A (5,2 kg)
 Alternator 28 V 45A (incl. Voltage Transformer 5,2 kg)

Limbach Flugmotoren GmbH & Co. KG **Kotthausener Straße 5**
D-53639 Königswinter-Sassenberg
Tel. ++49-22 44/92 01-0
Fax ++49-22 44/92 01-30
E-Mail: sales@limflug.de
www.limflug.de



Engine with accessories

Limbach Flugmotoren GmbH & Co.KG
Kotthausener Straße 5
D-53639 Königswinter-Sassenberg
Tel. ++49-2244/9201-0
Fax ++49-2244/9201-30
E-Mail: sales@limflug.de
www.limflug.de